

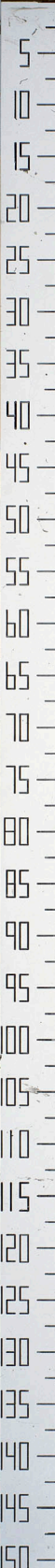


39:1 40-1 40-2 40-3 40-4 40-5

LEG  
96  
SITE  
620

SUB-BOTTOM DEPTH  
356.0 - 365.5



365.5 - 375.0

365.5 - 375.0