




20-1 20-2 20-3 20-4 20-5 20-6 20-7 20-8

LEG
90
SITE
592
SUB-BOTTOM DEPTH
197.3 - 186.9 M



5
10
15
20
25
30
35
40
45
50
55
60
65
70
75
80
85
90
95
100
105
110
115
120
125
130
135
140
145
150



DEPTH IN METER FOR CORE

DEPTH IN METER FOR CORE

DEPTH IN METER FOR CORE

DEPTH IN METER FOR CORE

DEPTH IN METER FOR CORE