

16. OXYGEN AND CARBON ISOTOPE STRATIGRAPHY OF DEEP SEA DRILLING PROJECT HOLE 552A: PLIO-PLEISTOCENE GLACIAL HISTORY¹

N. J. Shackleton and M. A. Hall, University of Cambridge²

ABSTRACT

Oxygen and carbon isotope ratios in benthic foraminifers have been determined at 10 cm intervals through the top 59 m of DSDP Hole 552A. This provides a glacial record of remarkable resolution for the late Pliocene and Pleistocene. The major glacial event which marked the onset of Pleistocene-like glacial-interglacial alternations was at about 2.4 m.y. ago. These very high-resolution data do not support the notion of significant Northern Hemisphere glaciation between 3.2 and 2.4 m.y. ago.

INTRODUCTION

Until recently it has been impossible to study the deep-sea sediment record of the onset of glaciations with the same stratigraphic resolution as is available for the middle and late Pleistocene glacial sequence. The best oxygen isotope records of the past 150 thousand years (k.y.) are from piston cores in areas where accumulation rates are typically 2 to 4 cm/k.y.; the limitations of piston coring techniques preclude longer records being obtained. Shackleton and Hall (1983) have obtained a detailed oxygen isotope record from Deep Sea Drilling Project (DSDP) Site 504, one of the first sites to be cored with the HPC, but although this provided a very good record, its usefulness was limited by the significant between-core gaps.

DSDP Hole 552A was cored on the west flank of Rockall Plateau (Fig. 1) at a water depth of 2311 m. This puts the site in a good position for monitoring the dramatic glacial-interglacial changes that have characterized the Pleistocene (Ruddiman and McIntyre, 1976). Moreover its location is particularly interesting from the standpoint of a European Quaternary geologist; our notion of the nature and timing of early glacial events is extremely vague: thus, a good record so close to our coasts is particularly valuable. Hole 552A was cored with exceptionally high recovery and minimal core disturbance; the varied nature of the sediment revealed any coring disturbance very clearly (Core 6 was obviously disturbed and was not sampled for this study). Because of these advantages, we devoted considerable attention to the site despite the disadvantages of the region. The chief of these is that the nature of the sediment varies dramatically between ice-rafted debris and foraminiferal ooze; a uniform rate of sedimentation is unlikely. On the other hand, this feature does give the record a special interest; heavy glacial debris accumulation on Rockall has clear implications for climate on the nearby British Isles.

METHODS

The sediment was dispersed by shaking it for a few hours in distilled water, and sieved on a 150 μm screen. The portion retained was dried at 60°C and weighed. The fine fraction was then settled for 24 hr., the water siphoned off to within about 1 cm of the sediment, and the fine residue dried and weighed. The fine fraction was retained for nanofossil studies.

Because we have in the past obtained apparently reliable isotopic data from *Uvigerina* spp., from *Cibicides wuellerstorfi*, and from *Globocassidulina subglobosa*, we planned to select for analysis whichever of these species was most abundant in each sample. In addition, a number of duplicates were analyzed in order to build up our knowledge of the isotopic relationships between these species. In a small number of samples containing insufficient of these three, other species, or mixtures, were analyzed; a few other species were analyzed solely in order to gain information on interspecific isotopic differences. Standard techniques for analysis were used: reaction with 100% orthophosphoric acid at 50°C, removal of water, and isotopic analysis in a VG Isogas 903 triple collector mass spectrometer. A minor but significant modification to the procedure described by Shackleton, Imbrie, and Hall (1983) is that an electric cooler running at between -90° and -94°C was used to remove water vapor instead of dry ice (-78°C). This eliminates problems with occasional CO₂ samples contaminated by water. Overall analytical uncertainty during the time these measurements were made was $\pm 0.07\%$ (¹⁸O) and $\pm 0.05\%$ (¹³C) (both 1-sigma values). All analytical values are given in Table 1. The calibrations in Table 2 were used to adjust values for the various species analyzed in Table 1 towards isotopic equilibrium values (for ¹⁸O) and towards an estimated ¹³C content of dissolved CO₂ (for ¹³C). Where more than one analysis was made in a sample, a mean was taken after species adjustment.

OXYGEN ISOTOPE RECORD

In Figures 2 to 4, the oxygen and carbon isotope records are shown as a function of approximate estimated age. A simple time scale is used, based on the paleomagnetic data of Kent (see Zimmerman et al., this volume); the control points used are given in Table 3, and age was estimated by linear interpolation between these points. In the upper part of the record (Fig. 2), the well-known features of the oxygen isotope record of the past million years (Stages 1 to 23) may be recognized with relative ease. For this part of the section, the global oxygen isotope record is relatively well known, and the chief value of such a record for Hole 552A lies in the possibility of accurate correlation to other regions. However, it should be noted that this is the first published ¹⁸O record of the whole middle Pleistocene glacial record based on the

¹ Roberts, D. G., Schnitker, D., et al., *Init. Repts. DSDP*, 81: Washington (U.S. Govt. Printing Office).

² Address: Godwin Laboratory for Quaternary Research, University of Cambridge, Free School Lane, Cambridge CB2 3RS, United Kingdom.

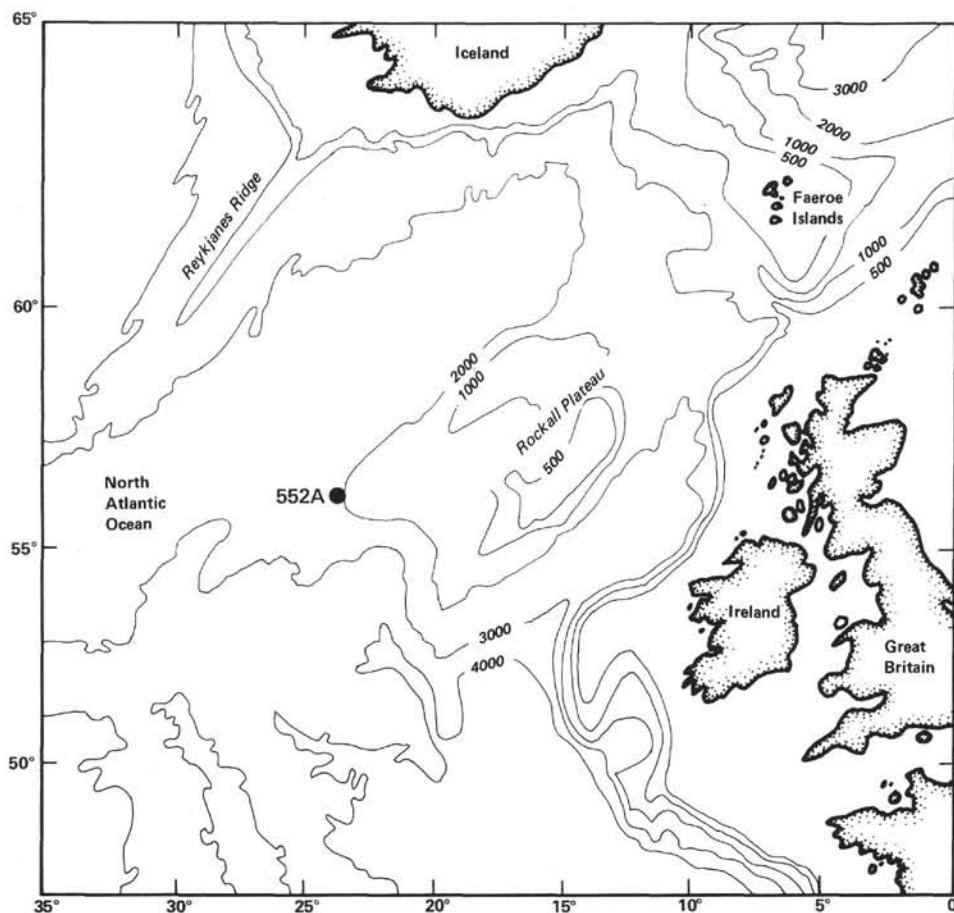


Figure 1. Location map for Hole 552A (56°02.56'N, 23°13.39'W, water depth 2311 m).

Table 1. Oxygen and carbon isotope data for Hole 552A. (Depths are consistent with the site chapter, this volume.)

Depth (m)	Species	$\delta^{18}\text{O}$	$\delta^{13}\text{C}$
0.10	<i>Cibicidoides wuellerstorfi</i>	3.08	1.26
0.20	<i>Cibicidoides wuellerstorfi</i>	2.71	1.29
0.30	<i>Cibicidoides wuellerstorfi</i>	3.64	1.09
0.30	<i>Hoeglundina elegans</i>	4.53	2.34
0.39	<i>Cibicidoides wuellerstorfi</i>	4.09	0.94
0.39	<i>Hoeglundina elegans</i>	4.59	2.19
0.51	<i>Cibicidoides wuellerstorfi</i>	3.99	1.05
0.62	<i>Cibicidoides wuellerstorfi</i>	4.08	1.11
0.71	<i>Cibicidoides wuellerstorfi</i>	3.77	1.24
0.78	<i>Cibicidoides wuellerstorfi</i>	3.91	1.16
0.89	<i>Cibicidoides wuellerstorfi</i>	3.97	1.21
1.00	<i>Cibicidoides wuellerstorfi</i>	4.00	1.10
1.10	<i>Cibicidoides wuellerstorfi</i>	3.91	0.91
1.20	<i>Cibicidoides wuellerstorfi</i>	3.93	1.13
1.32	<i>Cibicidoides wuellerstorfi</i>	3.59	1.14
1.37	<i>Cibicidoides wuellerstorfi</i>	3.69	1.25
1.37	<i>Hoeglundina elegans</i>	5.26	2.59
1.37	<i>Cibicidoides wuellerstorfi</i>	3.67	1.27
1.40	<i>Cibicidoides wuellerstorfi</i>	3.80	0.99
1.42	<i>Cibicidoides wuellerstorfi</i>	3.72	0.93
1.51	<i>Cib. and Melonis spp.</i>	3.97	0.55
1.62	<i>Cibicidoides wuellerstorfi</i>	3.92	1.11
1.63	<i>Cibicidoides wuellerstorfi</i>	3.50	1.38
1.70	<i>Cibicidoides wuellerstorfi</i>	3.49	1.30
1.73	<i>Cibicidoides wuellerstorfi</i>	3.48	1.37
1.79	<i>Cibicidoides wuellerstorfi</i>	3.39	1.28

Table 1. (Continued).

Depth (m)	Species	$\delta^{18}\text{O}$	$\delta^{13}\text{C}$
1.83	<i>Cibicidoides wuellerstorfi</i>	3.34	1.25
1.90	<i>Cibicidoides wuellerstorfi</i>	3.39	1.31
2.00	<i>Cibicidoides wuellerstorfi</i>	3.58	1.36
2.11	<i>Cibicidoides wuellerstorfi</i>	2.84	1.23
2.19	<i>Cibicidoides wuellerstorfi</i>	2.55	1.11
2.28	<i>Cibicidoides wuellerstorfi</i>	2.63	0.89
2.40	<i>Cibicidoides wuellerstorfi</i>	2.98	0.61
2.40	<i>Hoeglundina elegans</i>	4.51	2.23
2.50	<i>Cibicidoides wuellerstorfi</i>	4.05	0.78
2.50	<i>Uvigerina sp.</i>	5.18	-0.35
2.50	<i>Hoeglundina elegans</i>	4.70	2.22
2.60	<i>Cibicidoides wuellerstorfi</i>	4.36	0.78
2.60	<i>Uvigerina sp.</i>	5.24	-0.23
2.70	<i>Cibicidoides wuellerstorfi</i>	4.13	0.81
2.70	<i>Uvigerina sp.</i>	4.90	-0.18
2.80	<i>Cibicidoides wuellerstorfi</i>	3.84	0.30
2.90	<i>Cibicidoides wuellerstorfi</i>	4.29	0.75
3.01	<i>Cibicidoides wuellerstorfi</i>	4.04	0.96
3.10	<i>Melonis pompilioides</i>	4.22	0.34
3.10	<i>Uvigerina sp.</i>	4.46	-0.10
3.20	<i>Cibicidoides wuellerstorfi</i>	3.88	0.82
3.30	<i>Cibicidoides wuellerstorfi</i>	3.60	1.06
3.38	<i>Cibicidoides wuellerstorfi</i>	3.34	1.23
3.50	<i>Cibicidoides wuellerstorfi</i>	3.18	1.29
3.60	<i>Cibicidoides wuellerstorfi</i>	3.29	1.19
3.70	<i>Cibicidoides wuellerstorfi</i>	3.30	1.10

Table 1. (Continued).

Depth (m)	Species	$\delta^{18}\text{O}$	$\delta^{13}\text{C}$
3.80	<i>Cibicoides wuellerstorfi</i>	3.35	1.08
3.90	<i>Cibicoides wuellerstorfi</i>	3.32	0.99
4.00	<i>Cibicoides wuellerstorfi</i>	2.95	0.97
4.40	<i>Cibicoides wuellerstorfi</i>	2.97	1.01
4.50	<i>Cibicoides wuellerstorfi</i>	3.78	1.08
4.60	<i>Cibicoides wuellerstorfi</i>	3.31	1.00
4.70	<i>Cibicoides wuellerstorfi</i>	3.58	0.80
4.80	<i>Cibicoides wuellerstorfi</i>	3.62	1.29
4.90	<i>Cibicoides wuellerstorfi</i>	3.32	1.10
4.98	<i>Cibicoides wuellerstorfi</i>	3.91	1.13
5.10	<i>Cibicoides wuellerstorfi</i>	3.56	0.95
5.20	<i>Cibicoides wuellerstorfi</i>	3.47	1.22
5.30	<i>Cibicoides wuellerstorfi</i>	3.74	1.17
5.39	<i>Cibicoides wuellerstorfi</i>	2.98	0.98
5.51	<i>Globocassidulina subglobosa</i>	3.09	0.32
5.51	<i>Uvigerina</i> sp.	3.33	-0.04
5.51	<i>Cibicoides wuellerstorfi</i>	2.57	1.14
5.60	<i>Globocassidulina subglobosa</i>	3.23	0.49
5.60	<i>Cibicoides wuellerstorfi</i>	2.71	0.99
5.72	<i>Cibicoides wuellerstorfi</i>	3.99	0.82
5.80	<i>Cibicoides wuellerstorfi</i>	3.86	1.18
5.90	<i>Cibicoides wuellerstorfi</i>	3.86	1.41
6.00	<i>Cibicoides wuellerstorfi</i>	3.74	1.30
6.10	<i>Cibicoides wuellerstorfi</i>	3.18	1.11
6.20	<i>Cibicoides wuellerstorfi</i>	2.86	1.39
6.30	<i>Cibicoides wuellerstorfi</i>	3.04	1.19
6.40	<i>Cibicoides wuellerstorfi</i>	2.82	1.37
6.46	<i>Cibicoides wuellerstorfi</i>	2.63	1.28
6.60	<i>Cibicoides wuellerstorfi</i>	2.94	1.18
6.70	<i>Cibicoides wuellerstorfi</i>	3.00	0.99
6.80	<i>Cibicoides wuellerstorfi</i>	3.32	0.63
6.90	<i>Cibicoides wuellerstorfi</i>	3.39	0.88
6.90	<i>Uvigerina</i> sp.	3.73	-0.19
7.01	<i>Cibicides bradyi</i>	3.52	-0.29
7.01	<i>Melonis</i> spp.	4.14	-0.39
7.10	<i>Melonis pompilliodes</i>	4.88	0.40
7.30	<i>Hoeglundina elegans</i>	5.40	2.42
7.30	<i>Cibicoides wuellerstorfi</i>	4.28	0.81
7.39	<i>Cibicoides wuellerstorfi</i>	4.39	0.83
7.39	<i>Uvigerina</i> sp.	4.62	-0.13
7.49	<i>Uvigerina</i> sp.	4.85	-0.22
7.60	<i>Uvigerina</i> sp.	4.72	-0.14
7.68	<i>Uvigerina</i> sp.	4.83	-0.16
7.80	<i>Uvigerina</i> sp.	4.67	-0.30
7.90	<i>Uvigerina</i> sp.	4.86	0.12
8.00	<i>Uvigerina</i> sp.	4.75	0.10
8.10	<i>Uvigerina</i> sp.	4.62	0.11
8.19	<i>Uvigerina</i> sp.	4.81	0.02
8.30	<i>Cibicoides wuellerstorfi</i>	3.92	0.97
8.30	<i>Uvigerina</i> sp.	4.91	0.11
8.40	<i>Hoeglundina elegans</i>	5.22	2.39
8.40	<i>Uvigerina</i> sp.	4.95	0.11
8.53	<i>Cibicoides wuellerstorfi</i>	3.83	1.24
8.60	<i>Cibicoides wuellerstorfi</i>	3.59	1.56
8.70	<i>Cibicoides spp.</i>	3.63	1.05
8.80	<i>Cibicoides wuellerstorfi</i>	3.36	1.64
8.92	<i>Cibicoides wuellerstorfi</i>	3.36	1.67
9.00	<i>Cibicoides wuellerstorfi</i>	3.26	1.74
9.05	<i>Cibicoides wuellerstorfi</i>	3.53	1.42
9.15	<i>Cibicoides wuellerstorfi</i>	3.88	1.12
9.25	<i>Cibicoides wuellerstorfi</i>	3.68	1.44
9.35	<i>Cibicoides wuellerstorfi</i>	3.72	0.96
9.45	<i>Cibicoides wuellerstorfi</i>	3.57	1.40
9.50	<i>Cibicoides wuellerstorfi</i>	3.58	1.49
9.50	<i>Uvigerina</i> sp.	4.29	0.49
9.60	<i>Cibicoides wuellerstorfi</i>	4.13	1.19
9.70	<i>Cibicoides spp.</i>	3.81	1.19
9.80	<i>Cibicoides wuellerstorfi</i>	3.32	1.35
9.90	<i>Cibicoides wuellerstorfi</i>	3.45	1.07

Table 1. (Continued).

Depth (m)	Species	$\delta^{18}\text{O}$	$\delta^{13}\text{C}$
10.00	<i>Cibicoides wuellerstorfi</i>	3.51	0.83
10.10	<i>Cibicoides wuellerstorfi</i>	3.34	0.95
10.20	<i>Cibicoides wuellerstorfi</i>	3.44	1.26
10.30	<i>Cibicoides wuellerstorfi</i>	3.30	1.12
10.40	<i>Cibicoides wuellerstorfi</i>	3.11	1.21
10.50	<i>Cibicoides wuellerstorfi</i>	3.39	1.01
10.60	<i>Cibicoides wuellerstorfi</i>	3.03	1.01
10.60	<i>Melonis</i> spp.	3.27	-0.76
10.70	<i>Cibicoides wuellerstorfi</i>	3.22	0.77
10.80	<i>Cibicoides spp.</i>	3.67	0.27
10.90	<i>Cib. and Melonis</i> spp.	4.79	0.66
11.00	<i>Cib. and Melonis</i> spp.	4.06	0.60
11.10	<i>Cibicoides spp.</i>	4.50	0.72
11.20	<i>Cibicoides wuellerstorfi</i>	4.41	0.77
11.30	<i>Cibicoides wuellerstorfi</i>	3.87	0.94
11.40	<i>Cib. and Melonis</i> spp.	4.13	0.58
11.50	<i>Cib. and Melonis</i> spp.	3.85	0.77
11.60	<i>Cibicoides wuellerstorfi</i>	4.07	1.02
11.60	<i>Cassidulina carinata</i>	4.43	-0.27
11.60	<i>Melonis pompilliodes</i>	4.23	0.31
11.70	<i>Cibicoides wuellerstorfi</i>	3.99	0.59
11.70	<i>Melonis pompilliodes</i>	4.28	-0.11
11.80	<i>Cibicoides spp.</i>	4.01	0.45
11.80	<i>Melonis pompilliodes</i>	4.33	0.07
11.90	<i>Cibicoides wuellerstorfi</i>	4.01	0.76
11.90	<i>Oridorsalis umbonifera</i>	4.50	-1.01
12.00	<i>Cibicoides wuellerstorfi</i>	4.19	0.79
12.10	<i>Cibicoides wuellerstorfi</i>	4.03	0.52
12.20	<i>Cibicoides wuellerstorfi</i>	3.87	0.87
12.30	<i>Cibicoides wuellerstorfi</i>	3.52	0.85
12.40	<i>Cibicoides wuellerstorfi</i>	3.52	0.92
12.50	<i>Cibicoides wuellerstorfi</i>	3.37	1.38
12.60	<i>Cibicoides wuellerstorfi</i>	2.99	1.29
12.70	<i>Cibicoides wuellerstorfi</i>	3.35	1.22
12.80	<i>Cibicoides wuellerstorfi</i>	3.22	0.93
12.90	<i>Cibicoides wuellerstorfi</i>	3.58	0.69
13.00	<i>Cibicoides wuellerstorfi</i>	3.50	0.75
13.10	<i>Cibicoides wuellerstorfi</i>	3.52	1.14
13.20	<i>Uvigerina</i> sp.	3.65	0.20
13.30	<i>Cibicoides wuellerstorfi</i>	4.07	1.20
13.40	<i>Cibicoides wuellerstorfi</i>	3.84	1.08
13.50	<i>Cibicoides wuellerstorfi</i>	3.65	1.17
13.60	<i>Cibicoides wuellerstorfi</i>	3.43	1.09
13.70	<i>Cibicoides wuellerstorfi</i>	3.61	0.97
13.80	<i>Mixed</i> spp.	3.97	0.42
13.94	<i>Cassidulina carinata</i>	4.28	-0.27
14.06	<i>Cib. and Melonis</i> spp.	4.20	0.59
14.20	<i>Cibicoides wuellerstorfi</i>	3.07	1.11
14.30	<i>Cibicoides wuellerstorfi</i>	3.12	0.76
14.40	<i>Cibicoides wuellerstorfi</i>	3.09	1.10
14.50	<i>Cibicoides wuellerstorfi</i>	3.54	0.14
14.60	<i>Cibicoides wuellerstorfi</i>	4.05	0.27
14.70	<i>Cibicoides wuellerstorfi</i>	4.15	0.82
14.78	<i>Cibicoides wuellerstorfi</i>	3.80	0.69
14.89	<i>Cibicoides wuellerstorfi</i>	3.47	1.27
15.00	<i>Cibicoides spp.</i>	3.35	1.14
15.00	<i>Melonis</i> spp.	3.39	0.40
15.10	<i>Cibicoides wuellerstorfi</i>	3.36	1.11
15.20	<i>Cibicoides wuellerstorfi</i>	3.21	1.01
15.20	<i>Melonis</i> spp.	3.43	0.32
15.30	<i>Cibicoides wuellerstorfi</i>	3.28	0.90
15.40	<i>Cibicoides wuellerstorfi</i>	3.04	0.60
15.50	<i>Cibicoides wuellerstorfi</i>	3.20	0.81
15.60	<i>Cibicoides wuellerstorfi</i>	3.13	0.80
15.70	<i>Cibicoides wuellerstorfi</i>	3.21	0.12
15.80	<i>Cibicoides wuellerstorfi</i>	3.21	0.23
15.89	<i>Cassidulina carinata</i>	4.83	-0.55
15.89	<i>Melonis barleanum</i>	4.47	-0.98
16.00	<i>Cassidulina carinata</i>	4.78	-0.57

Table 1. (Continued).

Depth (m)	Species	$\delta^{18}\text{O}$	$\delta^{13}\text{C}$
16.00	<i>Cibicoides wuellerstorfi</i>	3.88	0.45
16.11	<i>Cibicoides wuellerstorfi</i>	3.87	-0.10
16.20	<i>Cibicoides wuellerstorfi</i>	3.36	0.19
16.20	<i>Hoeglundina elegans</i>	4.98	1.83
16.40	<i>Cibicoides wuellerstorfi</i>	2.87	-0.22
16.40	<i>Stilostomella</i> spp.	4.42	-1.25
16.48	<i>Cib. and Melonis</i> spp.	4.13	0.40
16.60	<i>Cibicoides wuellerstorfi</i>	3.60	0.89
16.70	<i>Cibicoides wuellerstorfi</i>	3.51	0.73
16.79	<i>Cibicoides wuellerstorfi</i>	3.54	0.67
16.88	<i>Cibicoides wuellerstorfi</i>	3.32	0.09
16.99	<i>Hoeglundina elegans</i>	4.67	1.66
17.20	<i>Cibicoides wuellerstorfi</i>	3.82	0.66
17.20	<i>Cassidulina carinata</i>	4.42	-0.16
17.30	<i>Cibicoides wuellerstorfi</i>	3.30	0.88
17.40	<i>Cibicoides wuellerstorfi</i>	2.83	1.02
17.49	<i>Cibicoides wuellerstorfi</i>	2.66	0.99
17.60	<i>Cibicoides wuellerstorfi</i>	2.86	0.83
17.60	<i>Uvigerina</i> sp.	2.97	0.07
17.69	<i>Cibicoides wuellerstorfi</i>	3.60	0.20
17.80	<i>Cibicoides wuellerstorfi</i>	3.60	0.88
17.90	<i>Cibicoides wuellerstorfi</i>	3.53	1.03
17.90	<i>Oridorsalis umbonifera</i>	4.18	-0.41
17.90	<i>Uvigerina</i> sp.	3.69	0.19
18.00	<i>Cibicoides wuellerstorfi</i>	3.18	0.84
18.00	<i>Oridorsalis umbonifera</i>	3.76	-0.41
18.00	<i>Uvigerina</i> sp.	3.75	0.11
18.10	<i>Cibicoides wuellerstorfi</i>	3.19	1.11
18.20	<i>Hoeglundina elegans</i>	3.97	2.14
18.20	<i>Cib. and Melonis</i> spp.	3.74	0.37
18.30	<i>Cibicoides wuellerstorfi</i>	3.60	1.22
18.42	<i>Cibicoides wuellerstorfi</i>	3.39	1.26
18.55	<i>Cib. and Melonis</i> spp.	3.43	0.77
18.75	<i>Cibicoides wuellerstorfi</i>	3.77	1.11
18.85	<i>Uvigerina</i> sp.	3.74	0.27
18.85	<i>Cibicoides wuellerstorfi</i>	3.45	1.10
18.95	<i>Cibicoides wuellerstorfi</i>	3.27	1.08
18.95	<i>Uvigerina</i> sp.	3.96	0.23
19.03	<i>Cibicoides wuellerstorfi</i>	3.48	1.10
19.03	<i>Uvigerina</i> sp.	3.71	0.06
19.10	<i>Cibicoides wuellerstorfi</i>	3.41	1.08
19.20	<i>Cibicoides wuellerstorfi</i>	3.68	1.05
19.29	<i>Cibicoides wuellerstorfi</i>	3.21	1.21
19.29	<i>Uvigerina</i> sp.	3.90	0.43
19.40	<i>Cibicoides wuellerstorfi</i>	3.65	1.05
19.48	<i>Cibicoides wuellerstorfi</i>	3.79	0.98
19.59	<i>Cibicoides wuellerstorfi</i>	3.75	0.84
19.70	<i>Cibicoides wuellerstorfi</i>	3.67	0.73
19.80	<i>Cibicoides wuellerstorfi</i>	2.94	1.16
19.80	<i>Uvigerina</i> sp.	3.83	0.29
19.90	<i>Uvigerina</i> sp.	3.25	0.41
20.00	<i>Cibicoides wuellerstorfi</i>	2.82	1.17
20.00	<i>Uvigerina</i> sp.	3.54	0.14
20.08	<i>Cibicoides wuellerstorfi</i>	3.09	1.20
20.08	<i>Uvigerina</i> sp.	3.39	0.12
20.19	<i>Cibicoides wuellerstorfi</i>	3.12	1.13
20.19	<i>Uvigerina</i> sp.	3.78	-0.08
20.30	<i>Cibicoides wuellerstorfi</i>	3.43	1.19
20.30	<i>Uvigerina</i> sp.	4.12	-0.07
20.38	<i>Uvigerina</i> sp.	4.14	-0.21
20.48	<i>Cibicoides wuellerstorfi</i>	3.74	0.97
20.48	<i>Uvigerina</i> sp.	4.09	0.02
20.60	<i>Cibicoides wuellerstorfi</i>	3.61	0.99
20.70	<i>Cibicoides wuellerstorfi</i>	3.35	1.06
20.79	<i>Cibicoides wuellerstorfi</i>	3.60	0.74
20.90	<i>Cibicoides</i> spp.	3.89	-0.05
21.00	<i>Cibicoides wuellerstorfi</i>	3.96	0.81
21.09	<i>Cibicoides wuellerstorfi</i>	3.81	0.80
21.19	<i>Cibicoides wuellerstorfi</i>	3.60	0.86

Table 1. (Continued).

Depth (m)	Species	$\delta^{18}\text{O}$	$\delta^{13}\text{C}$
21.30	<i>Cibicoides wuellerstorfi</i>	3.27	0.99
21.38	<i>Uvigerina</i> sp.	3.68	-0.14
21.40	<i>Cibicoides wuellerstorfi</i>	3.15	1.29
21.48	<i>Uvigerina</i> sp.	3.49	-0.17
21.50	<i>Cibicoides wuellerstorfi</i>	2.91	1.03
21.60	<i>Cibicoides wuellerstorfi</i>	3.02	1.12
21.69	<i>Cibicoides wuellerstorfi</i>	2.88	1.09
21.79	<i>Cibicoides wuellerstorfi</i>	3.61	0.98
21.88	<i>Cibicoides wuellerstorfi</i>	4.06	1.12
21.99	<i>Cibicoides wuellerstorfi</i>	4.09	0.99
22.10	<i>Cibicoides wuellerstorfi</i>	3.32	0.87
22.15	<i>Uvigerina</i> sp.	3.85	0.22
22.20	<i>Cibicoides wuellerstorfi</i>	2.76	0.93
22.24	<i>Uvigerina</i> sp.	4.08	-0.09
22.26	<i>Cibicoides wuellerstorfi</i>	3.37	1.14
22.38	<i>Cibicoides wuellerstorfi</i>	2.85	1.20
22.48	<i>Cibicoides wuellerstorfi</i>	2.70	0.89
22.58	<i>Cibicoides wuellerstorfi</i>	2.46	1.02
22.69	<i>Cibicoides wuellerstorfi</i>	3.89	1.05
22.78	<i>Cibicoides wuellerstorfi</i>	3.73	1.07
22.85	<i>Cibicoides wuellerstorfi</i>	3.70	0.86
22.94	<i>Cibicoides wuellerstorfi</i>	3.36	1.07
23.05	<i>Cibicoides wuellerstorfi</i>	3.31	1.22
23.15	<i>Cibicoides wuellerstorfi</i>	3.04	1.23
23.24	<i>Cibicoides wuellerstorfi</i>	2.72	0.97
23.31	<i>Uvigerina</i> sp.	4.19	-0.20
23.42	<i>Cibicoides wuellerstorfi</i>	3.50	0.90
23.49	<i>Cibicoides wuellerstorfi</i>	3.48	0.84
23.59	<i>Cibicoides wuellerstorfi</i>	3.43	0.76
23.69	<i>Cibicoides wuellerstorfi</i>	3.33	0.90
23.78	<i>Cibicoides wuellerstorfi</i>	3.00	1.13
23.88	<i>Cibicoides wuellerstorfi</i>	3.28	1.01
23.95	<i>Cibicoides wuellerstorfi</i>	3.49	0.93
29.10	<i>Cibicoides wuellerstorfi</i>	2.82	1.12
29.20	<i>Cibicoides wuellerstorfi</i>	3.64	1.25
29.33	<i>Cibicoides wuellerstorfi</i>	3.05	1.19
29.40	<i>Cibicoides wuellerstorfi</i>	2.92	1.31
29.51	<i>Cibicoides wuellerstorfi</i>	3.13	1.31
29.57	<i>Cibicoides wuellerstorfi</i>	3.00	1.33
29.70	<i>Cibicoides wuellerstorfi</i>	3.43	1.26
29.80	<i>Cibicoides wuellerstorfi</i>	3.53	1.22
29.92	<i>Cibicoides wuellerstorfi</i>	3.56	1.09
29.92	<i>Uvigerina and Stilostomella</i>	3.99	-0.19
30.00	<i>Cibicoides wuellerstorfi</i>	3.26	1.28
30.10	<i>Cibicoides wuellerstorfi</i>	3.18	1.26
30.22	<i>Cibicoides wuellerstorfi</i>	2.97	1.20
30.30	<i>Cibicoides wuellerstorfi</i>	3.07	1.00
30.40	<i>Cibicoides wuellerstorfi</i>	3.14	0.77
30.51	<i>Stilostomella</i> spp.	3.89	-0.03
30.51	<i>Cibicoides wuellerstorfi</i>	3.06	0.08
30.60	<i>Cibicoides wuellerstorfi</i>	3.59	0.44
30.70	<i>Cibicoides wuellerstorfi</i>	3.47	0.63
30.79	<i>Cibicoides wuellerstorfi</i>	3.23	0.54
30.90	<i>Cibicoides wuellerstorfi</i>	3.12	0.94
31.00	<i>Cibicoides wuellerstorfi</i>	3.15	0.63
31.10	<i>Cibicoides wuellerstorfi</i>	3.16	0.64
31.10	<i>Stilostomella</i> spp.	3.75	-0.48
31.20	<i>Cib. and Melonis</i> spp.	3.49	-0.37
31.27	<i>Cib. and Melonis</i> spp.	3.33	-0.07
31.40	<i>Cibicoides wuellerstorfi</i>	3.36	0.74
31.48	<i>Cib. and Melonis</i> spp.	3.82	0.18
31.60	<i>Cibicoides wuellerstorfi</i>	3.01	0.35
31.69	<i>Cibicoides wuellerstorfi</i>	2.70	1.08
31.80	<i>Cibicoides wuellerstorfi</i>	2.72	1.03
31.80	<i>Melonis barleanum</i>	2.81	-0.21
31.90	<i>Cib. and Melonis</i> spp.	3.26	-0.05
31.99	<i>Cibicoides wuellerstorfi</i>	2.87	0.87
32.01	<i>Cibicoides wuellerstorfi</i>	3.10	0.96
32.10	<i>Cibicoides wuellerstorfi</i>	3.22	0.95

Table 1. (Continued).

Depth (m)	Species	$\delta^{18}\text{O}$	$\delta^{13}\text{C}$
32.10	<i>Cibicoides kullenbergi</i>	3.18	0.47
32.20	<i>Cibicoides wuellerstorfi</i>	3.07	0.70
32.40	<i>Cibicoides wuellerstorfi</i>	3.71	0.50
32.40	<i>Melonis pompilioides</i>	3.69	0.33
32.40	<i>Melonis barleanum</i>	3.90	-0.93
32.50	<i>Cib. and Melonis spp.</i>	3.43	-0.01
32.50	<i>Stilostomella spp.</i>	4.00	-0.20
32.59	<i>Cibicoides wuellerstorfi</i>	3.19	1.10
32.70	<i>Cibicoides wuellerstorfi</i>	1.54	1.08
32.81	<i>Cibicoides wuellerstorfi</i>	2.80	0.63
32.91	<i>Cibicoides wuellerstorfi</i>	2.93	0.26
32.99	<i>Cibicoides wuellerstorfi</i>	3.21	0.66
33.10	<i>Cibicoides wuellerstorfi</i>	3.47	0.88
33.20	<i>Cibicoides wuellerstorfi</i>	3.26	1.00
33.30	<i>Cibicoides wuellerstorfi</i>	3.20	1.18
33.40	<i>Cibicoides wuellerstorfi</i>	3.43	1.19
33.51	<i>Cibicoides wuellerstorfi</i>	3.12	1.12
33.59	<i>Cibicoides wuellerstorfi</i>	3.20	1.13
33.70	<i>Cibicoides wuellerstorfi</i>	2.99	1.21
33.80	<i>Cibicoides wuellerstorfi</i>	2.96	1.13
34.00	<i>Cibicoides wuellerstorfi</i>	3.01	0.79
34.10	<i>Cibicoides wuellerstorfi</i>	3.54	0.89
34.20	<i>Cibicoides wuellerstorfi</i>	3.11	1.09
34.30	<i>Cibicoides wuellerstorfi</i>	3.28	1.12
34.40	<i>Cibicoides wuellerstorfi</i>	3.02	0.85
34.50	<i>Cibicoides wuellerstorfi</i>	3.20	1.08
34.60	<i>Cibicoides wuellerstorfi</i>	2.94	1.04
34.70	<i>Cibicoides wuellerstorfi</i>	3.15	1.29
34.80	<i>Cibicoides wuellerstorfi</i>	2.96	1.24
34.92	<i>Uvigerina sp.</i>	3.80	0.07
35.00	<i>Cibicoides wuellerstorfi</i>	3.32	0.88
35.00	<i>Uvigerina sp.</i>	3.89	-0.07
35.10	<i>Uvigerina sp.</i>	3.93	0.16
35.20	<i>Uvigerina sp.</i>	3.78	-0.06
35.30	<i>Uvigerina sp.</i>	3.99	0.30
35.40	<i>Uvigerina sp.</i>	3.86	0.06
35.50	<i>Uvigerina sp.</i>	3.59	0.37
35.58	<i>Uvigerina sp.</i>	3.59	0.63
35.58	<i>Cibicoides wuellerstorfi</i>	2.93	1.49
35.68	<i>Cibicoides wuellerstorfi</i>	2.91	1.31
35.78	<i>Cib. and Melonis spp.</i>	2.91	0.74
35.89	<i>Cibicoides wuellerstorfi</i>	2.82	0.78
35.98	<i>Cibicoides wuellerstorfi</i>	3.12	1.29
35.98	<i>Cibicoides wuellerstorfi</i>	3.04	1.36
36.07	<i>Cibicoides wuellerstorfi</i>	3.01	1.19
36.29	<i>Cib. and Melonis spp.</i>	3.11	0.70
36.38	<i>Cibicoides wuellerstorfi</i>	3.21	1.32
36.49	<i>Cibicoides wuellerstorfi</i>	2.99	1.27
36.58	<i>Cibicoides wuellerstorfi</i>	3.04	1.34
36.59	<i>Cibicoides wuellerstorfi</i>	3.15	1.16
36.78	<i>Cibicoides wuellerstorfi</i>	3.34	1.10
36.85	<i>Cibicoides wuellerstorfi</i>	3.09	1.02
36.98	<i>Cibicoides wuellerstorfi</i>	3.87	0.96
37.10	<i>Cibicoides wuellerstorfi</i>	3.84	0.58
37.20	<i>Cibicoides spp.</i>	3.51	0.51
37.30	<i>Cibicoides wuellerstorfi</i>	3.66	0.60
37.39	<i>Cibicoides wuellerstorfi</i>	3.25	0.88
37.39	<i>Uvigerina sp.</i>	3.92	-0.82
37.39	<i>Uvigerina sp.</i>	3.92	0.18
37.50	<i>Cibicoides wuellerstorfi</i>	3.13	0.44
37.59	<i>Uvigerina sp.</i>	3.58	0.10
37.59	<i>Cibicoides wuellerstorfi</i>	2.92	0.82
37.70	<i>Cibicoides wuellerstorfi</i>	3.24	0.80
37.79	<i>Cibicoides spp.</i>	3.29	0.11
37.90	<i>Cibicoides wuellerstorfi</i>	3.00	0.98
37.99	<i>Cibicoides wuellerstorfi</i>	2.81	0.78
38.10	<i>Cibicoides wuellerstorfi</i>	3.91	0.67
38.30	<i>Cibicoides wuellerstorfi</i>	3.44	0.78
38.43	<i>Cibicoides wuellerstorfi</i>	2.93	1.17

Table 1. (Continued).

Depth (m)	Species	$\delta^{18}\text{O}$	$\delta^{13}\text{C}$
38.55	<i>Uvigerina sp.</i>	3.56	0.20
38.64	<i>Uvigerina sp.</i>	3.83	-0.10
38.64	<i>Cibicoides wuellerstorfi</i>	3.19	0.98
38.75	<i>Uvigerina sp.</i>	3.80	0.14
38.84	<i>Cibicoides spp.</i>	2.63	0.72
39.00	<i>Uvigerina sp.</i>	3.81	-0.22
39.10	<i>Uvigerina sp.</i>	3.76	-0.12
39.20	<i>Uvigerina sp.</i>	3.79	-0.04
39.30	<i>Cibicoides wuellerstorfi</i>	3.21	1.22
39.40	<i>Cib. and Melonis spp.</i>	3.18	0.51
39.50	<i>Cib. and Melonis spp.</i>	3.31	0.28
39.50	<i>Uvigerina and Gyroidina spp.</i>	3.83	-0.43
39.60	<i>Cibicoides wuellerstorfi</i>	3.31	0.84
39.70	<i>Cibicoides wuellerstorfi</i>	3.42	0.77
39.80	<i>Cibicoides wuellerstorfi</i>	2.98	0.90
39.90	<i>Cibicoides wuellerstorfi</i>	2.86	0.60
40.00	<i>Stilostomella spp.</i>	3.90	-0.11
40.10	<i>Uvigerina and mixed spp.</i>	3.08	0.48
40.20	<i>Cibicoides spp.</i>	2.57	0.67
40.30	<i>Uvigerina and mixed spp.</i>	3.57	-0.30
40.30	<i>Cib. and Melonis spp.</i>	3.26	0.05
40.40	<i>Cibicoides wuellerstorfi</i>	2.96	1.13
40.50	mixed spp.	3.24	0.21
40.60	<i>Cibicoides wuellerstorfi</i>	2.89	1.07
40.70	<i>Uvigerina sp.</i>	4.02	-0.19
40.80	<i>Oridorsalis umbonifera</i>	4.56	-0.50
40.90	<i>Oridorsalis umbonifera</i>	4.50	-0.43
41.00	<i>Melonis spp.</i>	3.71	-0.35
41.10	<i>Cibicoides spp.</i>	2.69	0.95
41.20	<i>Cibicoides wuellerstorfi</i>	2.85	0.68
41.30	<i>Globocassidulina subglobosa</i>	4.66	0.07
41.40	<i>Globocassidulina subglobosa</i>	4.95	0.15
41.50	<i>Globocassidulina subglobosa</i>	4.08	0.16
41.60	<i>Globocassidulina subglobosa</i>	4.31	-0.01
41.70	<i>Globocassidulina subglobosa</i>	4.54	0.29
41.80	<i>Globocassidulina subglobosa</i>	4.90	0.24
41.90	<i>Globocassidulina subglobosa</i>	4.72	0.14
42.00	<i>Globocassidulina subglobosa</i>	4.85	0.16
42.10	<i>Globocassidulina subglobosa</i>	4.67	-0.23
42.20	<i>Globocassidulina subglobosa</i>	4.00	-0.10
42.20	<i>Uvigerina sp.</i>	3.65	-0.23
42.30	<i>Uvigerina sp.</i>	3.48	0.15
42.40	<i>Globocassidulina subglobosa</i>	3.19	0.48
42.50	<i>Uvigerina sp.</i>	3.43	0.11
42.60	<i>Uvigerina sp.</i>	3.56	0.07
42.70	<i>Uvigerina sp.</i>	3.71	0.31
42.80	<i>Globocassidulina subglobosa</i>	3.64	0.63
42.90	<i>Globocassidulina subglobosa</i>	3.58	0.65
43.00	<i>Globocassidulina subglobosa</i>	3.79	0.72
43.10	<i>Globocassidulina subglobosa</i>	3.77	0.79
43.20	<i>Globocassidulina subglobosa</i>	3.42	0.77
43.30	<i>Globocassidulina subglobosa</i>	3.44	0.60
43.40	<i>Globocassidulina subglobosa</i>	3.89	0.55
43.50	<i>Globocassidulina subglobosa</i>	4.27	0.23
43.60	<i>Uvigerina sp.</i>	3.21	0.33
43.70	<i>Uvigerina sp.</i>	3.28	0.25
43.80	<i>Uvigerina sp.</i>	3.54	-0.10
43.80	<i>Globocassidulina subglobosa</i>	3.78	0.55
43.80	<i>Globocassidulina subglobosa</i>	3.95	0.43
43.90	<i>Uvigerina sp.</i>	3.79	0.18
44.00	<i>Globocassidulina subglobosa</i>	3.58	0.56
44.10	<i>Uvigerina sp.</i>	3.48	0.13
44.20	<i>Globocassidulina subglobosa</i>	3.58	0.54
44.30	<i>Globocassidulina subglobosa</i>	3.89	0.40
44.40	<i>Cibicoides wuellerstorfi</i>	2.77	1.23
44.50	<i>Cibicoides wuellerstorfi</i>	2.90	1.17
44.60	<i>Cibicoides wuellerstorfi</i>	2.86	1.14
44.70	<i>Uvigerina sp.</i>	3.34	0.31
44.80	<i>Uvigerina sp.</i>	3.20	0.24

Table 1. (Continued).

Depth (m)	Species	$\delta^{18}\text{O}$	$\delta^{13}\text{C}$
44.90	<i>Uvigerina</i> sp.	3.26	0.34
45.00	<i>Uvigerina</i> sp.	3.34	0.27
45.10	<i>Uvigerina</i> sp.	3.57	0.36
45.20	<i>Uvigerina</i> sp.	3.33	0.45
45.30	<i>Globocassidulina subglobosa</i>	3.52	0.62
45.40	<i>Uvigerina</i> sp.	3.64	0.25
45.50	<i>Uvigerina</i> sp.	3.45	0.22
45.53	<i>Globocassidulina subglobosa</i>	3.69	0.54
45.70	<i>Uvigerina</i> sp.	3.28	0.22
45.80	<i>Globocassidulina subglobosa</i>	3.49	0.51
45.90	<i>Uvigerina</i> sp.	3.61	-0.39
45.90	<i>Globocassidulina subglobosa</i>	3.69	0.49
45.90	<i>Globocassidulina subglobosa</i>	3.72	0.36
45.90	<i>Uvigerina</i> sp.	3.83	-0.07
45.90	<i>Uvigerina</i> sp.	3.66	-0.34
46.00	<i>Globocassidulina subglobosa</i>	3.75	0.20
46.10	<i>Cibicidoides wuellerstorfi</i>	2.62	1.10
46.20	<i>Cibicidoides wuellerstorfi</i>	2.69	0.87
46.30	<i>Cibicidoides wuellerstorfi</i>	2.85	1.17
46.40	<i>Globocassidulina subglobosa</i>	3.60	0.62
46.50	<i>Cibicidoides wuellerstorfi</i>	2.67	0.97
46.60	<i>Globocassidulina subglobosa</i>	3.61	0.58
46.70	<i>Globocassidulina subglobosa</i>	3.60	0.54
46.80	<i>Uvigerina</i> sp.	3.54	-0.08
46.80	<i>Globocassidulina subglobosa</i>	3.84	0.46
46.90	<i>Globocassidulina subglobosa</i>	3.79	0.38
47.00	<i>Globocassidulina subglobosa</i>	3.65	0.19
47.10	<i>Cibicidoides wuellerstorfi</i>	2.91	1.04
47.20	<i>Globocassidulina subglobosa</i>	3.39	0.34
47.30	<i>Globocassidulina subglobosa</i>	3.50	0.21
47.40	<i>Globocassidulina subglobosa</i>	3.52	0.42
47.50	<i>Globocassidulina subglobosa</i>	3.31	0.57
47.60	<i>Cibicidoides wuellerstorfi</i>	2.58	0.97
47.70	<i>Cibicidoides wuellerstorfi</i>	2.64	1.15
47.80	<i>Globocassidulina subglobosa</i>	3.32	0.52
47.90	<i>Globocassidulina subglobosa</i>	2.89	0.33
48.00	<i>Globocassidulina subglobosa</i>	3.33	0.55
48.10	<i>Globocassidulina subglobosa</i>	3.47	0.43
48.20	<i>Cibicidoides wuellerstorfi</i>	2.63	0.97
48.30	<i>Uvigerina</i> sp.	3.10	0.07
48.40	<i>Uvigerina</i> sp.	3.31	0.23
48.50	<i>Cibicidoides wuellerstorfi</i>	2.76	0.88
48.60	<i>Uvigerina</i> sp.	3.45	0.04
48.70	<i>Uvigerina</i> sp.	3.16	-0.07
48.80	<i>Cibicidoides wuellerstorfi</i>	2.56	1.02
48.80	<i>Uvigerina</i> sp.	3.31	0.47
48.90	<i>Uvigerina</i> sp.	2.95	0.23
49.00	<i>Uvigerina</i> sp.	3.03	0.18
49.03	<i>Uvigerina</i> sp.	3.59	0.06
49.10	<i>Cibicidoides wuellerstorfi</i>	2.60	0.84
49.20	<i>Cibicidoides wuellerstorfi</i>	3.08	1.08
49.30	<i>Uvigerina</i> sp.	3.47	0.32
49.40	<i>Cibicidoides wuellerstorfi</i>	2.55	0.99
49.50	<i>Cibicidoides wuellerstorfi</i>	2.49	0.89
49.70	<i>Uvigerina</i> sp.	3.41	0.15
49.80	<i>Uvigerina</i> sp.	2.87	0.24
49.90	<i>Uvigerina</i> sp.	2.98	0.39
50.00	<i>Uvigerina</i> sp.	2.77	0.17
50.10	<i>Uvigerina</i> sp.	3.02	0.12
50.20	<i>Uvigerina</i> sp.	3.39	0.40
50.30	<i>Uvigerina</i> sp.	2.76	0.04
50.40	<i>Uvigerina</i> sp.	2.67	0.02
50.50	<i>Uvigerina</i> sp.	2.63	0.79
50.60	<i>Cibicidoides wuellerstorfi</i>	2.59	1.02
50.70	<i>Cibicidoides wuellerstorfi</i>	2.42	0.63
50.80	<i>Oridorsalis umbonifera</i>	2.67	0.85
50.80	<i>Sphaeroidina bulloides</i>	3.18	0.24
50.90	<i>Globocassidulina subglobosa</i>	3.29	-0.49
51.00	<i>Cibicidoides</i> spp.	2.54	0.67

Table 1. (Continued).

Depth (m)	Species	$\delta^{18}\text{O}$	$\delta^{13}\text{C}$
51.10	<i>Globocassidulina subglobosa</i>	3.45	0.20
51.10	<i>Globocassidulina subglobosa</i>	3.88	-0.00
51.20	<i>Globocassidulina subglobosa</i>	3.44	0.02
51.30	<i>Globocassidulina subglobosa</i>	3.65	0.09
51.40	<i>Uvigerina</i> sp.	3.50	0.17
51.50	<i>Globocassidulina subglobosa</i>	3.22	0.10
51.60	<i>Cibicidoides</i> spp.	3.00	0.78
51.60	<i>Globocassidulina subglobosa</i>	3.50	0.44
51.70	<i>Globocassidulina subglobosa</i>	3.22	0.46
51.80	<i>Globocassidulina subglobosa</i>	3.12	0.28
51.90	<i>Globocassidulina subglobosa</i>	3.20	0.17
52.00	<i>Uvigerina</i> sp.	3.29	0.25
52.10	<i>Cibicidoides wuellerstorfi</i>	2.25	-0.30
52.20	<i>Cibicidoides wuellerstorfi</i>	2.38	0.76
52.30	<i>Globocassidulina subglobosa</i>	3.36	0.14
52.30	<i>Cibicidoides wuellerstorfi</i>	2.85	0.87
52.40	<i>Cibicidoides wuellerstorfi</i>	2.70	0.74
52.50	<i>Globocassidulina subglobosa</i>	3.53	0.30
52.60	<i>Cibicidoides wuellerstorfi</i>	2.18	0.70
52.70	<i>Cibicidoides wuellerstorfi</i>	2.38	0.90
52.80	<i>Cibicidoides wuellerstorfi</i>	2.62	0.86
52.90	<i>Globocassidulina subglobosa</i>	3.32	0.27
53.00	<i>Cibicidoides wuellerstorfi</i>	2.44	0.62
53.10	<i>Cibicidoides wuellerstorfi</i>	2.32	0.45
53.20	<i>Globocassidulina subglobosa</i>	3.02	0.28
53.30	<i>Cibicidoides kullenbergi</i>	2.70	0.35
53.30	<i>Globocassidulina subglobosa</i>	3.46	0.23
53.40	<i>Globocassidulina subglobosa</i>	3.19	0.42
53.50	<i>Globocassidulina subglobosa</i>	3.29	0.16
53.60	<i>Cibicidoides wuellerstorfi</i>	2.49	0.61
53.70	<i>Cibicidoides wuellerstorfi</i>	2.41	0.62
53.80	<i>Cibicidoides wuellerstorfi</i>	2.35	0.73
53.90	<i>Cibicidoides wuellerstorfi</i>	2.65	0.95
54.00	<i>Cibicidoides wuellerstorfi</i>	2.33	0.70
54.00	<i>Globocassidulina subglobosa</i>	3.04	0.50
54.00	<i>Cibicidoides wuellerstorfi</i>	2.66	0.89
54.10	<i>Cibicidoides wuellerstorfi</i>	2.57	1.13
54.20	<i>Uvigerina</i> sp.	2.92	0.65
54.30	<i>Cibicidoides wuellerstorfi</i>	2.56	1.19
54.40	<i>Globocassidulina subglobosa</i>	3.07	0.68
54.50	<i>Cibicidoides wuellerstorfi</i>	2.62	1.08
54.60	<i>Globocassidulina subglobosa</i>	3.22	0.59
54.70	<i>Globocassidulina subglobosa</i>	3.20	0.70
54.80	<i>Globocassidulina subglobosa</i>	3.13	0.63
54.90	<i>Globocassidulina subglobosa</i>	3.14	0.54
55.00	<i>Uvigerina</i> sp.	2.91	0.31
55.10	<i>Cibicidoides wuellerstorfi</i>	2.56	0.79
55.20	<i>Uvigerina</i> sp.	3.03	0.20
55.30	<i>Globocassidulina subglobosa</i>	3.45	0.38
55.30	<i>Globocassidulina subglobosa</i>	3.33	0.35
55.30	<i>Cibicidoides wuellerstorfi</i>	2.58	0.96
55.40	<i>Cibicidoides wuellerstorfi</i>	2.47	0.98
55.50	<i>Cibicidoides wuellerstorfi</i>	2.63	1.10
55.60	<i>Globocassidulina subglobosa</i>	3.27	0.60
55.70	<i>Cibicidoides wuellerstorfi</i>	2.48	1.03
55.80	<i>Cibicidoides wuellerstorfi</i>	2.55	1.11
55.90	<i>Uvigerina</i> and <i>G. subglobosa</i>	3.10	0.54
55.90	<i>Cibicidoides</i> spp.	2.32	1.02
56.00	<i>Cibicidoides kullenbergi</i>	2.42	0.99
56.10	<i>Cibicidoides wuellerstorfi</i>	2.52	1.20
56.20	<i>Globocassidulina subglobosa</i>	3.20	0.61
56.30	<i>Globocassidulina subglobosa</i>	3.21	0.61
56.40	<i>Cibicidoides wuellerstorfi</i>	2.54	1.18
56.50	<i>Cibicidoides wuellerstorfi</i>	2.29	1.05
56.60	<i>Cibicidoides wuellerstorfi</i>	2.53	0.90
56.70	<i>Uvigerina</i> sp.	3.07	0.22
56.80	<i>Uvigerina</i> sp.	3.27	0.29
56.90	<i>Uvigerina</i> sp.	3.37	0.43
57.00	<i>Globocassidulina subglobosa</i>	3.13	0.35

Table 1. (Continued).

Depth (m)	Species	$\delta^{18}\text{O}$	$\delta^{13}\text{C}$
57.10	<i>Globocassidulina subglobosa</i>	3.39	0.51
57.20	<i>Uvigerina</i> sp.	3.17	0.37
57.20	<i>Globocassidulina subglobosa</i>	3.34	0.63
57.30	<i>Cibicoides wuellerstorfi</i>	2.44	1.16
57.40	<i>Cibicoides wuellerstorfi</i>	2.44	1.19
57.50	<i>Uvigerina</i> sp.	2.95	0.12
57.60	<i>Uvigerina</i> sp.	3.13	0.26
57.70	<i>Uvigerina</i> sp.	3.38	0.29
57.80	<i>Uvigerina</i> sp.	3.42	0.20
57.90	<i>Uvigerina</i> sp.	3.29	0.08
57.90	<i>Globocassidulina subglobosa</i>	3.64	0.56
58.00	<i>Uvigerina</i> sp.	3.58	0.08
58.10	<i>Uvigerina</i> sp.	3.25	-0.03
58.20	<i>Uvigerina</i> sp.	3.11	0.15
58.30	<i>Uvigerina</i> sp.	2.98	0.33
58.40	<i>Uvigerina</i> sp.	2.81	0.56
58.50	<i>Cibicoides wuellerstorfi</i>	2.37	1.16
58.60	<i>Uvigerina</i> sp.	2.76	0.83
58.70	<i>Cibicoides wuellerstorfi</i>	2.53	1.19
58.80	<i>Cibicoides wuellerstorfi</i>	2.43	1.14
58.90	<i>Cibicoides wuellerstorfi</i>	2.52	0.94
58.97	<i>Sphaeroidina bulloides</i>	3.13	0.21
58.97	<i>Cibicoides wuellerstorfi</i>	2.47	1.09

Table 2. Oxygen and carbon isotope adjustment factors used.

Species	^{18}O	^{13}C
<i>Uvigerina peregrina</i>	0.0	0.9
<i>Cibicoides wuellerstorfi</i>	0.64	0.0
<i>Globocassidulina subglobosa</i>	-0.1	0.5
<i>Hoeglundina elegans</i>	-0.4	-1.3
<i>Melonis pompilioides</i>	0.3	0.6
<i>Melonis barleeanum</i>	0.3	1.0
<i>Oridorsalis umbonifera</i>	0.0	1.0
<i>Sphaeroidina bulloides</i>	-0.1	-0.1
<i>Stilostomella</i> sp.	-0.15	1.0

analysis of benthic species. One feature of the record that certainly requires further study is that there are many interglacial peaks that do not attain the expected value of about +3.2‰, although the accumulation rate appears high enough that the extremes should be well represented.

Below this point, the record is less well known. In Figure 3 the record for Cores 7 to 12 (below disturbed Core 6) is compared with that of core V28-179 (Shackleton and Opdyke, 1977); this is the only published ben-

thic ^{18}O record covering the time interval back to 3.5 m.y. ago (the same species adjustment has been made for these analyses as for DSDP Hole 552A). It is very clear that the isotopic range is greater for Hole 552A than for core V28-179. The chief reason for this must be the very low accumulation rate of only about 0.55 cm/k.y. in V28-179; abundant experience with Pleistocene cores shows that it is very difficult to obtain a correlatable ^{18}O record in regions with an accumulation rate significantly less than 1 cm/k.y.

Although no high-resolution records of deep-water ^{18}O changes in the Pacific are yet available for the early Pleistocene, it seems rather likely that Hole 552A will prove to preserve a significant record of deep-water temperature variability in addition to an ice volume record, just as is now known to be the case for late Pleistocene records from the North Atlantic (Shackleton, Imbrie, and Hall, 1983). However, even if this proves to be the case, the glacial event at about 2.4 m.y. ago must certainly have been more severe than was recognized by Shackleton and Opdyke (1977), with ^{18}O values almost

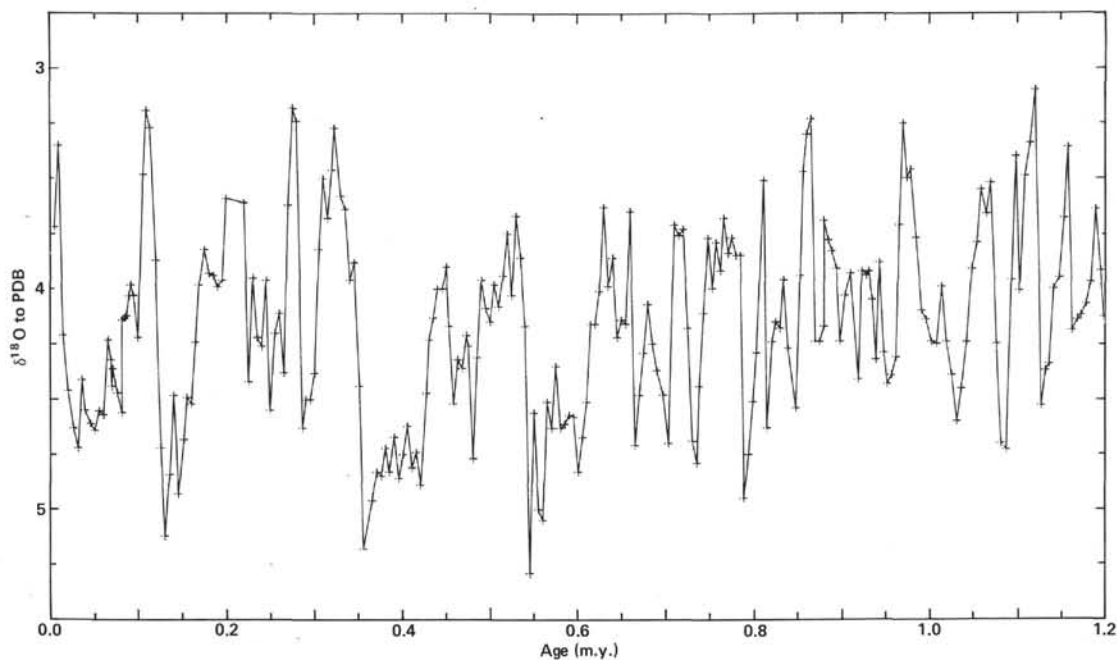


Figure 2. Oxygen isotope data for Hole 552A (Cores 1 to 5) plotted on an age scale (from Table 3).

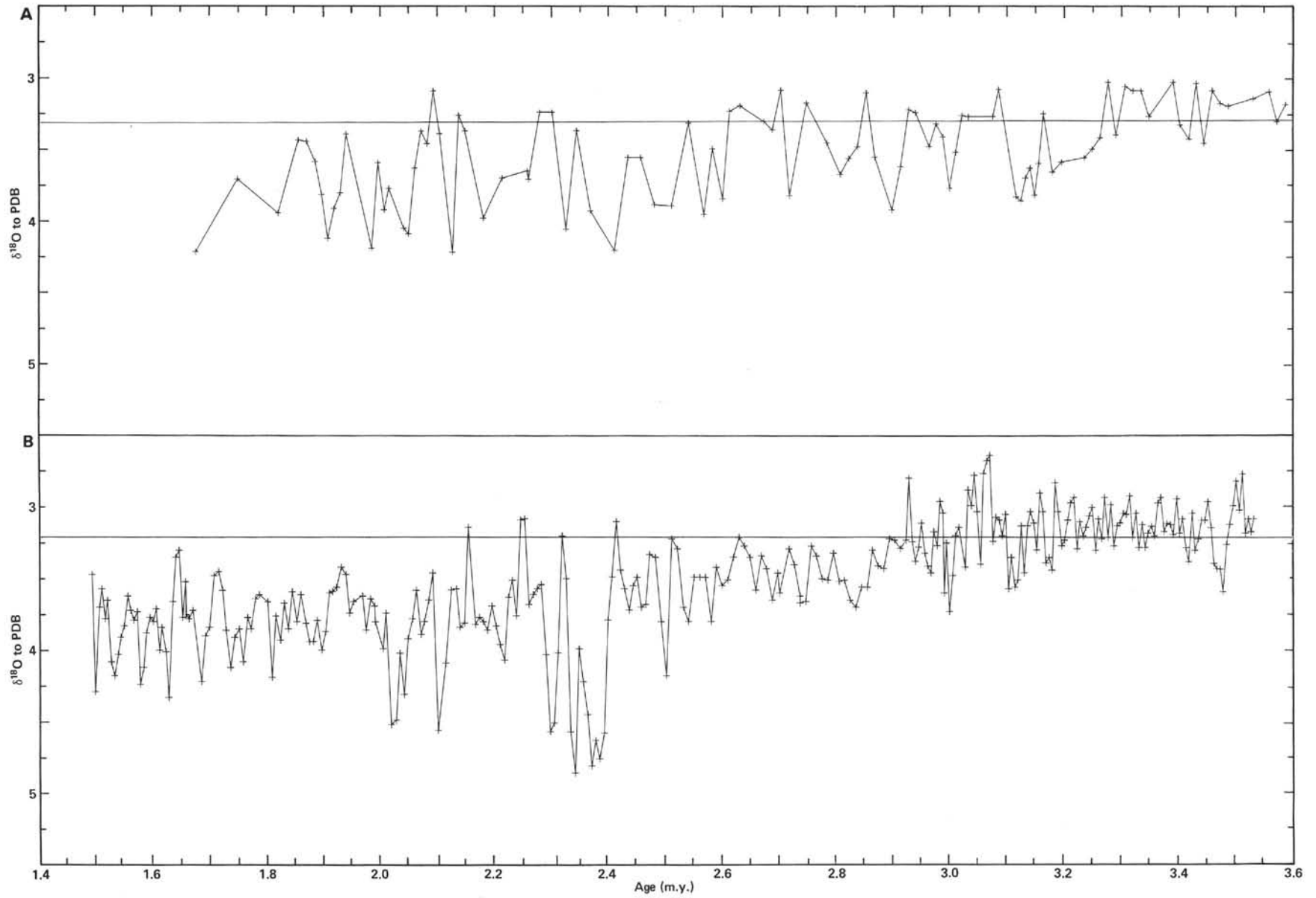


Figure 3. A. Oxygen isotope data for piston core V28-179 (Shackleton and Opdyke, 1977). B. Oxygen isotope data for Hole 552A plotted on an age scale (from Table 3); lower part, Cores 7 to 12. Horizontal lines are drawn at about the position of equilibrium ^{18}O in today's conditions.

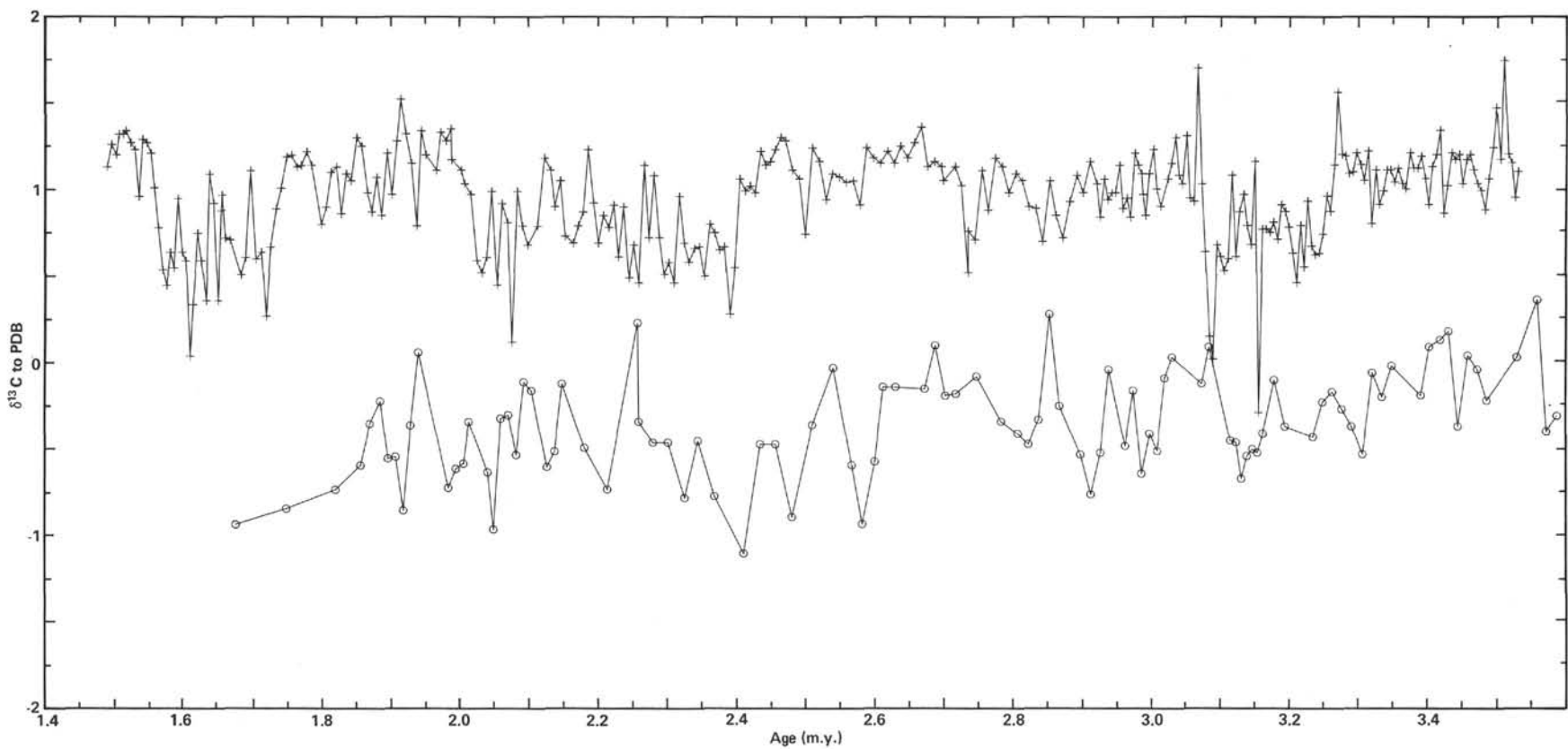


Figure 4. Carbon isotope data for Hole 552A (Atlantic, crosses) and for core V28-179 (Pacific, circles) plotted on the same ^{13}C and age scales. The persistent offset between North Atlantic and equatorial Pacific values shows that a water mass similar to NADW was present on Rockall throughout the interval represented.

Table 3. Age control points used for time scale construction.

Depth (m)	Age (m.y.)	Identification
0.0	0.0	Core top
14.60	0.73	Base Brunhes chron
20.10	0.98	Base Jaramillo subchron
32.10	1.66	Top Olduvai subchron
43.20	2.47	Top Gauss chron
47.80	2.99	Base Kaena subchron
56.60	3.40	Base Gauss chron

as positive as those in the upper part of the record (Fig. 2). This glacial event must represent the major environmental event in the late Neogene of northwest Europe, although it was almost a million years before the Pliocene/Pleistocene boundary (Backman et al., 1983).

The record from below the glacial event at 2.37 m.y. ago shows frequent ^{18}O values that deviate in the isotopically light direction with reference to the present equilibrium values of about 3.2‰ (whereas middle Pleistocene interglacial peaks generally only just attain this level). This might be interpreted in terms of deep-water temperature variations in the water covering Rockall between present-day values and up to 2 degrees warmer than this. However, in Figure 3 lines are drawn to indicate the present equilibrium value for both the Hole 552A record and that from the deep Pacific; examination of the deviations from these lines reveals that the excursions in the isotopically light direction are common to both records, so that they could equally be interpreted in terms of partial deglaciation of Antarctica. Further work is needed to distinguish between these alternatives, and in particular a high-resolution record from the deep Pacific is needed.

CARBON ISOTOPE RECORD

The carbon isotope gradients that exist within the ocean deep waters are an important guide to ocean circulation patterns (Kroopnick, 1980). A water mass forming at the surface has the ^{13}C content of surface water and a high dissolved oxygen content. During the deep water ageing of this water mass, dissolved oxygen is utilized by the oxidation of organic matter that sinks from the sea surface, and the dissolved CO_2 becomes isotopically lighter as a consequence of the addition of this isotopically light carbon.

Figure 4 compares the ^{13}C records of Hole 552A and piston core V28-179. Note that the published data for core V28-179 (Shackleton and Opdyke, 1977), and some additional measurements, have been adjusted for species-effects on the basis of Table 2, so that the difference between the two data sets in Figure 4 should be a measure of the ^{13}C difference between the two water masses. It is clear from this comparison that the water mass bathing Rockall was younger than that of the deep Pacific throughout the interval studied. Moreover, the high-frequency variability present was approximately the same prior to the major climatic event at 2.4 m.y. ago as after; that is to say, the ^{13}C variability was not

forced by glacial-interglacial change. High-resolution stratigraphic correlation through the use of ^{13}C variability may ultimately be possible in those parts of the record lacking sufficient ^{18}O variability for this purpose.

PLANKTONIC DATA

Table 4 lists data for *Globigerina atlantica* in the section below the lowest ice-rafting horizon. Some difficulty was experienced in picking an identical morphology through the interval. However, the data seem not to give any indication of significant surface temperature changes over this time interval; the range of variation is about the same as in benthic species. Since nothing is known of the depth habitat of *G. atlantica*, this observation may prove to have no bearing on true surface temperature variations. Recently Fairbanks et al. (1982) showed that in the Pacific, *N. dutertrei* calcifies at more or less the same temperature throughout the year. It is possible that in an analogous manner *G. atlantica* adjusted its preferred depths habitat over the interval studied so as to maintain a constant temperature. We are at present unable to resolve this question.

CONCLUSIONS

Oxygen isotope analysis in Hole 552A demonstrates that a major glacial event occurred about 2.37 m.y. ago, almost a million years before the Pliocene/Pleistocene boundary. The oxygen isotope record above this event represents an exceptionally detailed ice volume record marred only by one disturbed core. Had the site been double-cored it would have been essentially an ideal record. A detailed record of temperature variations below this event will be better understood when records of comparable temporal resolution have been obtained from the deep Pacific. Carbon isotope analysis shows that North Atlantic Deep Water (NADW) existed at least back to 3.5 m.y. ago, but that the quasi-cyclic alternations in the intensity of its production were occurring even during the Pliocene before the onset of glaciation.

ACKNOWLEDGMENTS

We are very grateful to the scientific crew of Leg 81 for making these samples available to us, and especially to Jan Backman and Herman Zimmerman for the time they devoted to taking and preparing samples as well as to reviewing the manuscript. Dennis Kent generously shared his magnetic data with us; Jan Backman was equally generous with his biostratigraphic data. Nick Pisias, John Imbrie, and Pierre Pestiaux kept up our production by showing their enthusiasm for the data. In Cambridge, C. Solanki and M. Tabecki contributed a great deal to the sample processing. We are grateful to NERC for support of the laboratory in Cambridge through grant GR3/3162, as well as for their support of DSDP.

REFERENCES

- Backman, J., Tauxe, L., and Shackleton, N. J., 1983. Quantitative nanofossil correlation to open ocean deep sea sections from the Plio-Pleistocene boundary at Vrica, Italy. *Nature*, 304:156-158.
- Fairbanks, R. G., Sverdrlove, M., Free, R., Wiebe, P. H., and Bé, A. W. H., 1982. Vertical distribution and isotopic fractionation of living planktonic *Foraminifera* from the Panama Basin. *Nature*, 289: 841-844.
- Kroopnick, P., 1980. The distribution of ^{13}C in the Atlantic Ocean. *Earth Planet. Sci. Lett.*, 49:469-484.
- Ruddiman, W. F., and McIntyre, A., 1976. Northeast Atlantic paleoclimatic changes over the past 600,000 years. *Mem. Geol. Soc. Am.*, 145:111-146.

- Shackleton, N. J., Backman, J., Zimmerman, H., Kent, D. V., Hall, M. A., Roberts, D. G., Schnitker, D., Baldauf, J. G., Desprairies, A., Homrighausen, R., Huddleston, P., Keene, J. B., Kaltenbach, A. J., Krumsiek, K. A. O., Morton, A. C., Murray, J. W., and Westberg-Smith, J., 1984. Oxygen isotope calibration of the onset of ice-rafting and history of glaciation in the North Atlantic region. *Nature*, 307:620-623.
- Shackleton, N. J., and Hall, M. A., 1983. Stable isotope record of Hole 504 sediments: High resolution record of the Pleistocene. In Cann, J. R., Langseth, M. G., et al., *Init. Repts. DSDP*, 69: Washington (U.S. Govt. Printing Office), 431-441.
- Shackleton, N. J., Imbrie, J., and Hall, M. A., 1983. Oxygen and carbon isotope record of East Pacific core V19-30: Implications for the formation of deep water in the late Pleistocene North Atlantic. *Earth Planet. Sci. Lett.*, 65:233-244.
- Shackleton, N. J., and Opdyke, N. D., 1973. Oxygen isotope and palaeomagnetic stratigraphy of equatorial Pacific core V28-238: Oxygen isotope temperatures and ice volumes on a 10^5 year and 10^6 year scale. *Quat. Res.*, 3:39-55.
- _____, 1977. Oxygen isotope and palaeomagnetic evidence for early Northern Hemisphere glaciation. *Nature*, 270:216-219.

Date of Acceptance: August 22, 1983

Table 4. Oxygen and carbon isotope data for *Globigerina atlantica*.

Depth (m)	$\delta^{18}\text{O}$	$\delta^{13}\text{C}$	Depth (m)	$\delta^{18}\text{O}$	$\delta^{13}\text{C}$
42.70	2.01	0.70	50.50	1.86	0.68
42.80	2.24	0.74	50.60	1.82	0.43
42.90	1.92	0.81	50.70	2.00	0.37
43.0	2.18	0.84	50.80	2.05	0.23
43.10	1.94	0.86	50.90	2.21	0.03
43.20	1.93	0.92	51.00	1.75	0.13
43.30	1.92	0.80	51.10	2.20	-0.27
43.40	2.80	0.99	51.20	2.18	-0.18
43.50	2.57	0.94	51.30	1.91	-0.19
43.60	2.29	0.75	51.40	1.96	-0.18
43.70	2.07	0.97	51.50	1.98	0.02
43.70	1.67	-0.04	51.60	2.31	-0.19
43.80	2.19	0.83	51.70	1.70	0.04
43.90	1.85	0.69	51.80	1.94	0.24
44.00	2.20	0.74	51.90	1.88	0.15
44.10	1.83	1.07	52.00	1.77	-0.00
44.20	1.94	1.01	52.10	1.92	0.32
44.30	2.11	0.48	52.20	1.74	0.10
44.40	2.14	1.08	52.30	1.61	0.11
44.50	2.33	0.97	52.40	2.11	0.23
44.60	2.32	0.86	52.50	1.99	0.24
44.70	2.13	1.15	52.60	1.71	0.24
44.80	2.14	0.93	52.70	1.75	0.04
44.90	2.24	1.18	52.80	1.66	0.33
45.00	2.07	1.03	52.90	1.69	0.17
45.10	1.99	0.86	53.00	1.53	0.39

Table 4. (Continued).

Depth (m)	$\delta^{18}\text{O}$	$\delta^{13}\text{C}$	Depth (m)	$\delta^{18}\text{O}$	$\delta^{13}\text{C}$
45.20	1.94	1.04	53.10	1.65	0.48
45.30	2.00	0.93	53.20	1.93	0.43
45.40	2.12	0.89	53.30	1.65	0.48
45.50	1.95	0.85	53.40	2.00	0.53
45.53	2.08	0.91	53.50	1.69	0.50
45.70	1.94	0.97	53.60	1.77	0.47
45.80	2.04	0.81	53.70	1.78	0.53
45.90	2.33	0.83	53.80	1.57	0.60
46.00	1.97	0.69	55.10	1.67	0.50
46.10	1.96	1.04	55.20	1.83	0.29
46.21	2.00	1.02	55.30	1.64	0.26
46.30	2.10	0.95	55.40	1.93	0.17
46.40	2.04	0.97	55.50	1.63	0.18
46.50	2.17	0.93	55.60	1.60	0.21
46.60	1.98	0.90	55.70	1.33	0.25
46.70	2.25	0.91	55.80	1.32	0.23
46.80	2.26	0.86	55.90	1.58	0.32
46.90	2.20	1.09	56.00	1.46	0.33
47.00	2.09	0.75	56.10	1.54	0.27
47.10	1.86	0.80	56.20	1.51	0.58
47.20	2.00	0.90	56.30	1.71	0.57
47.30	1.96	0.71	56.30	1.41	0.36
47.40	1.88	0.67	56.40	1.55	0.59
47.50	2.01	0.79	56.40	1.44	0.37
47.60	2.11	0.73	56.50	1.53	0.51
47.70	1.80	0.88	56.50	1.50	0.35
48.00	1.92	0.51	56.60	1.84	0.56
48.10	1.89	0.71	56.60	1.46	0.06
48.20	1.88	0.75	56.70	1.73	0.24
48.30	2.08	0.85	56.80	1.67	0.16
48.30	1.81	0.69	56.90	1.68	0.50
48.40	2.19	0.65	57.00	1.78	0.68
48.40	1.88	0.67	57.10	1.68	0.53
48.50	2.22	0.90	57.20	1.78	0.38
48.60	2.05	0.54	57.30	1.99	0.66
48.70	2.24	0.67	57.40	1.84	0.66
48.80	1.77	0.66	57.50	1.84	0.44
48.81	1.95	0.90	57.60	1.85	0.26
48.90	1.71	0.71	57.70	1.72	0.24
49.00	2.07	0.81	57.80	1.84	0.16
49.10	1.97	0.32	57.90	2.02	0.08
49.20	2.20	0.85	58.00	1.92	0.13
49.30	2.06	0.75	58.10	1.80	0.09
49.40	1.92	0.86	58.20	1.75	0.35
49.60	2.24	1.11	58.30	1.72	0.64
49.70	2.31	1.06	58.40	1.65	0.74
49.80	1.86	0.85	58.50	1.46	0.77
49.90	1.78	0.86	58.60	1.63	1.14
50.00	1.76	0.82	58.70	1.76	0.98
50.10	1.70	0.26	58.80	1.72	0.79
50.20	1.60	0.14	58.87	1.74	0.53
50.30	1.48	0.13	58.97	1.82	0.70